



Shrinking spaces –
expanding horizons:
opportunities and
challenges for youth work

Anne Kivimäe

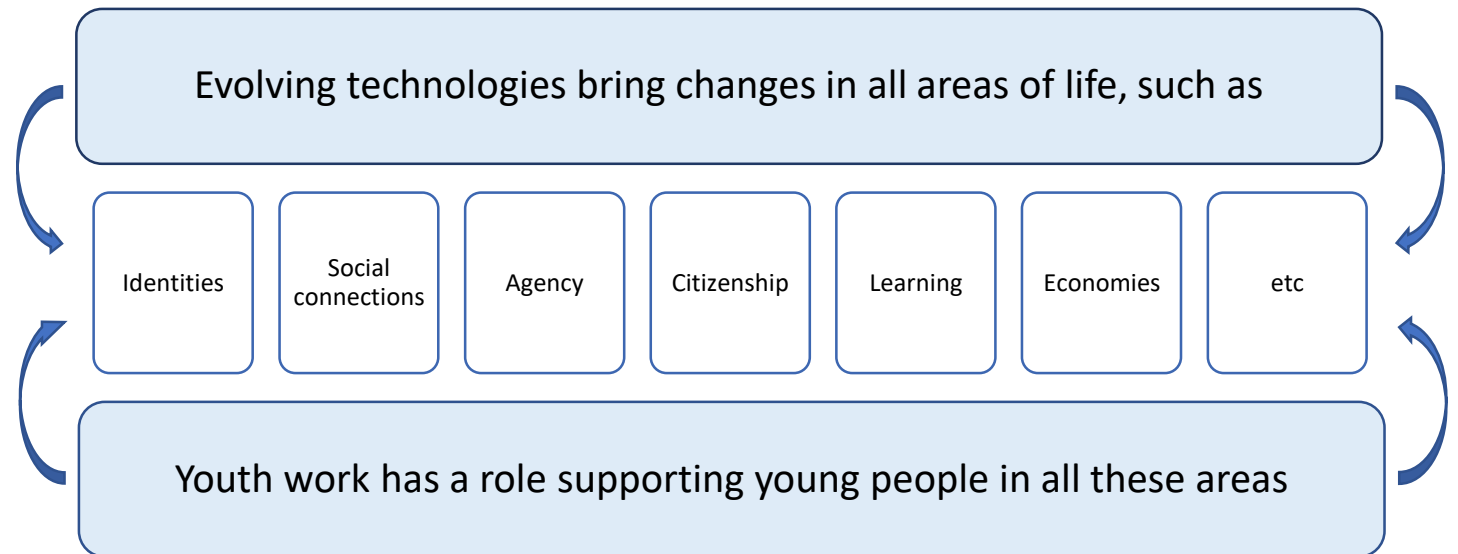
19.05.2021


New realities for youth, new avenues for youth work

Technological changes have impact on what it means to be young.


This impact is versatile, uneven and brings changes in many areas important for youth.

Youth work has a role to play in supporting, facilitating, creating conditions and opportunities for young people in these new realities.





Youth work in digital era: smart youth work

- In Estonia *smart youth work* was developed as a term to encompass the areas for innovation in youth work taking into account to the digitalisation of the society. It was also to address the need for youth work to support the development of digital competencies of young people (and youth workers).
 - Developing smart youth work builds on understanding and using data; finding digital solutions in planning, delivery and evaluation of youth work; (re)building relationships with young people and other sectors. The COVID-19 crises made the need clear.
 - The topics that need special attention developing smart youth work are
 - inclusiveness and youth rights,
 - translating the value-set of youth work into practice in digital context,
 - quality of youth work.
- 




Potential of data-driven innovation for youth work

better knowledge of
youth:
the realities, needs and
opinions of young
people

provision of youth work:
planning, delivering,
documenting, visualising
results

support for youth work
policy:
trends and predictive
analyses, connections
with other fields



Different perspectives of digitalisation: a framework for renewing youth worker training*

Digitalisation as a reason to develop literacy, skills, competencies

- media literacy, digital skills of young people
- digital and data competencies of youth workers
- future of work and career perspectives

Digitalisation as a tool, a platform for different areas

- participation and empowerment
- social inclusion
- prevention of violent radicalism
- learning, experimentation and entrepreneurship
- culture and creativity

Digitalisation as a threat and cause of negative risks

- online risks
- privacy
- digital gap

Digitalisation as a base for innovation in youth work and youth policy

- digital youth work
- smart youth work
- data-driven developments

• Digitalisation as cause of change of the society

- digital era
- new economy and labour market
- new social interactions and relationships

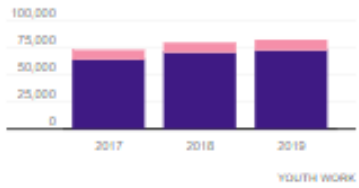
* Perspectives in this framework are based on the documents adopted in the framework of EU cooperation in youth field 2010-2018 addressing digitalisation (For details see Kivimäe, A. (2019) Digitalisation in the European Union youth policy agenda as a frame of reference for developing youth work training curricula. In Seal, M. (Ed.). Teaching youth work in higher education : tensions, connections, continuities and contradictions. (284-292) <https://www.digar.ee/arhiiv/en/nlib-digar:406370>



Some examples from Estonia

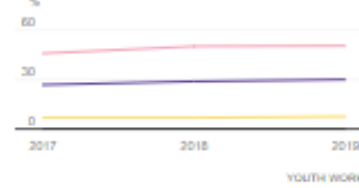
Number of young people in hobby schools

Young people in hobby schools by age group and field of education | Whole country, Number of young people | 2017-2019



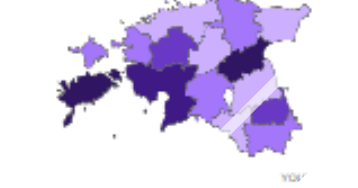
Share of young people in hobby schools

Share of young people in hobby schools among all young people by age group | Whole country, 2017-2019



Distance between youth centre and place of residence

Average distance of the nearest youth centre from the place of residence of young people | 2019



Number of disabled young people

Disabled young people by degree of the disability | Whole country, 7-26, 2019-2020



Share of disabled young people

Share of disabled young people among all young people | 2020



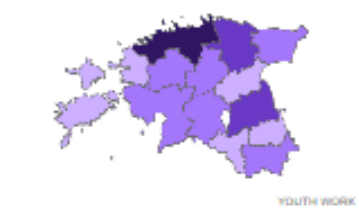
Net migration of young people

Net migration of young people by type of migration and age group | Whole country, Internal and external migration | 2015-2019



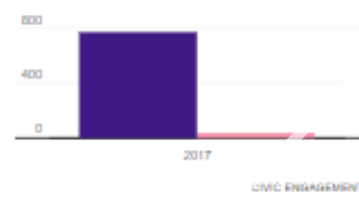
Number of youth centres

Open youth centres | 2018




Number of young people in municipal council

Number of candidates and number of council members aged 18-26 in municipal council elections | 2017




Number of non-profit associations run by young people

Number of non-profit associations run by people aged 18-26 | Whole country, 2017



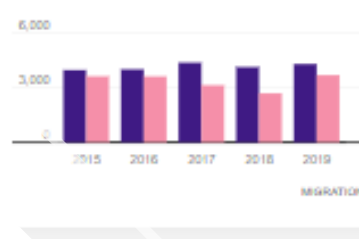
Rate of migration

Rate of migration of young people by type of migration and age group | 2015-2019



Number of young people in migration

Youth migration by type of migration and age group | Whole country, 7-26, 2015-2019



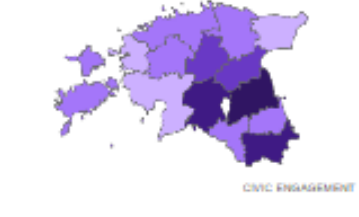
Number of young immigrants

Young immigrants by type of migration and age group | Whole country, 7-26, 2015-2019



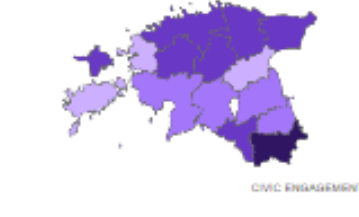
Share of non-profit associations run by young people

Share of non-profit associations run by people aged 18-26 among active non-profit associations | 2017

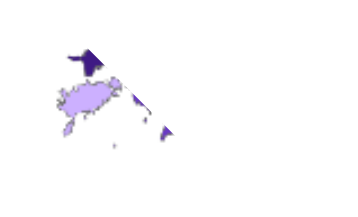


Share of young candidates in municipal council elections

Share of candidates aged 18-26 among all candidates in municipal council elections | 2017

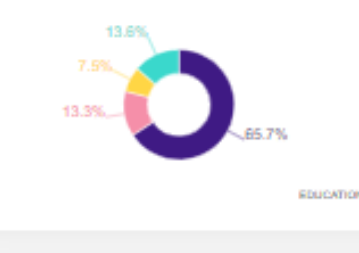


Share of young people in migration



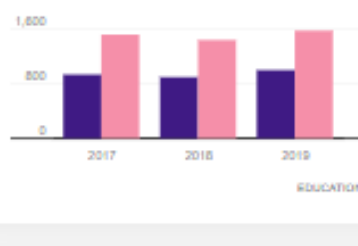
Number of students

Students aged 7-26 by level of education acquired | Whole country, 2019



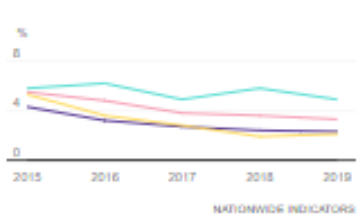
Number of early leavers from general education

Early leavers aged 7-26 from general education by level of education | Whole country, 2017-2019



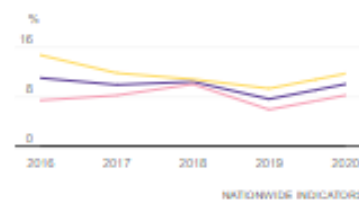
Absolute poverty rate

Absolute poverty rate by age group | 2015-2019



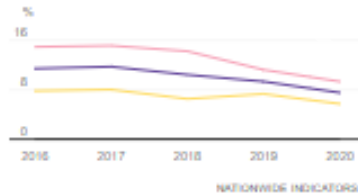
Share of NEET youth

Share of NEET youth among persons aged 15-26 by sex | 2016-2020



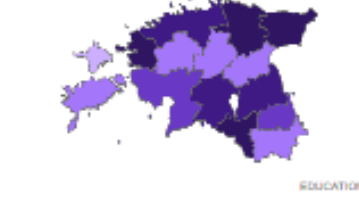
Share of young people not in education or training

Share of young people with primary or lower education not in education or training among young people | 2016-2020



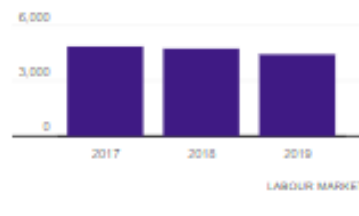
Early leavers from general education

Share of early leavers among students aged 7-26 from general education by level of education | 2017-2019



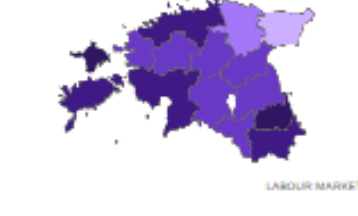
Number of young entrepreneurs

Entrepreneurs aged 18-26 | Whole country, 2017-2019

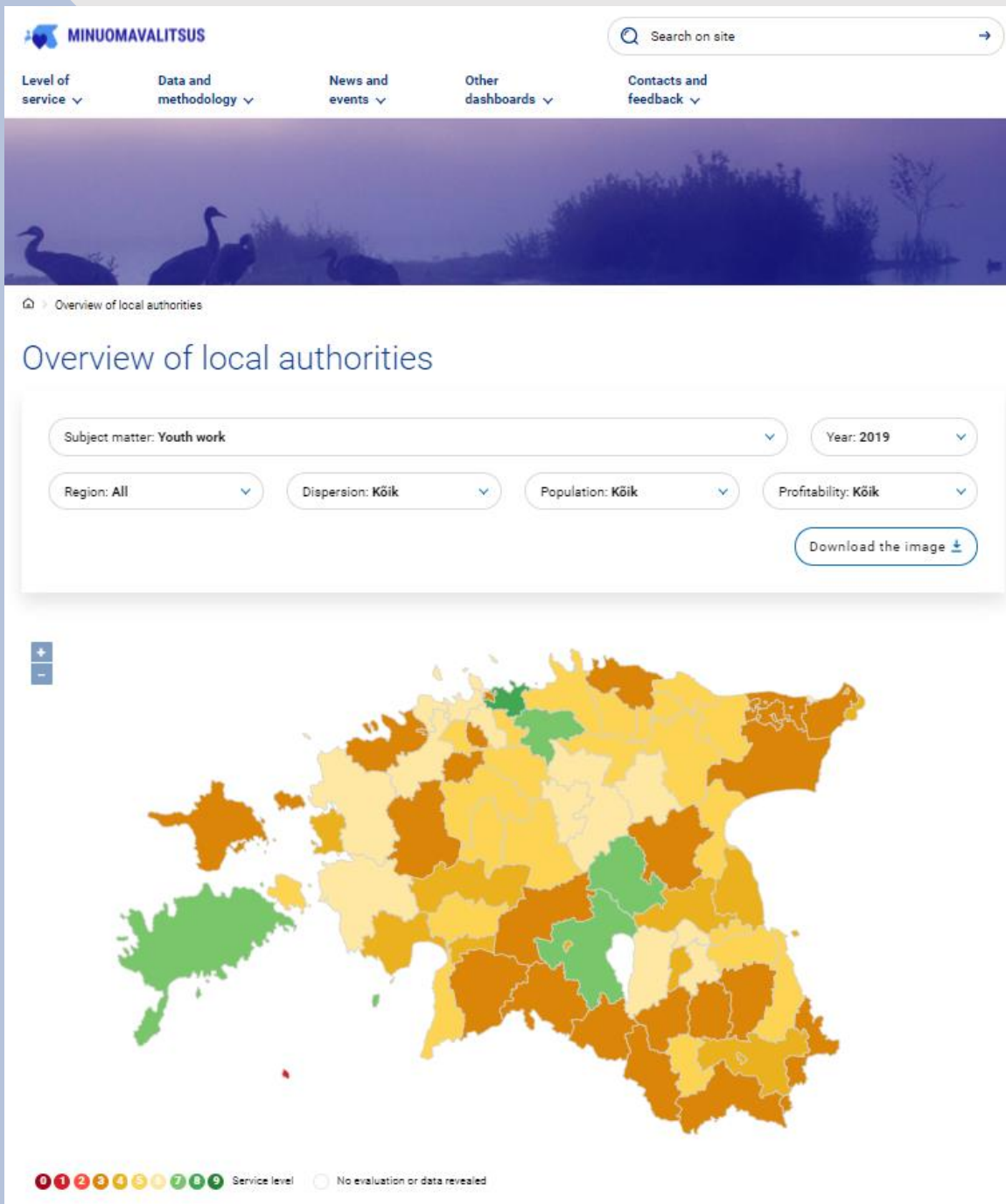


Share of young entrepreneurs

Share of entrepreneurs among persons aged 18-26 | 2019



Dashboard of indicators on youth and youth work by Statistics Estonia



Monitoring the level of youth
work provisions in
municipalities by the Ministry
of Finances



RVK Roblox Virtualne Keskus / RVK Roblox Virtual Center



Kopeeri link



1/6

In-game youth centres

<https://youtu.be/Ogzlxgqbb9U?list=PL6JHB9n2vHNEk-nmcO9dCdtWqdHxp07T0>



Developing VR
training
opportunities for
youth workers in
Tartu University
Narva college



Thank you!
anne.kivimae@ut.ee